

INSTALLATION INSTRUCTIONS

STEP BOARD MOUNT KIT

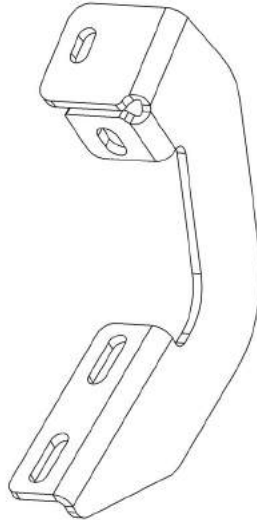


APPLICATION:
2020 Ford Explorer
PART NUMBER:
27-2285

CONTENT			
ITEM	QUANTITY	DESCRIPTION	TOOLS NEEDED
1	6	MOUNTING BRACKET	13MM SOCKET
2	6	M10 HEX HEAD BOLT	RATCHET
3	6	M10 SPLIT LOCK WASHER	TORQUE WRENCH
4	6	M10 SERRATED FLANGE NUT	15MM SOCKET
5	6	M10 FLAT WASHER	
6	6	M8 HEX HEAD BOLT	
7	12	M8 SQUARE HEAD BOLT	
8	6	M8 SPLIT LOCK WASHER	
9	18	M8 FLAT WASHER	
10	12	M8 NYLON LOCK NUT	
11	6	M8 U-CLIP	

ANTI-SEIZE LUBRICANT MUST BE USED ON ALL STAINLESS STEEL FASTENERS TO PREVENT THREAD DAMAGE AND GALLING

ITEM 1



Westin Automotive Products, Inc.
320 W. Covina Blvd
San Dimas, Ca. 91773


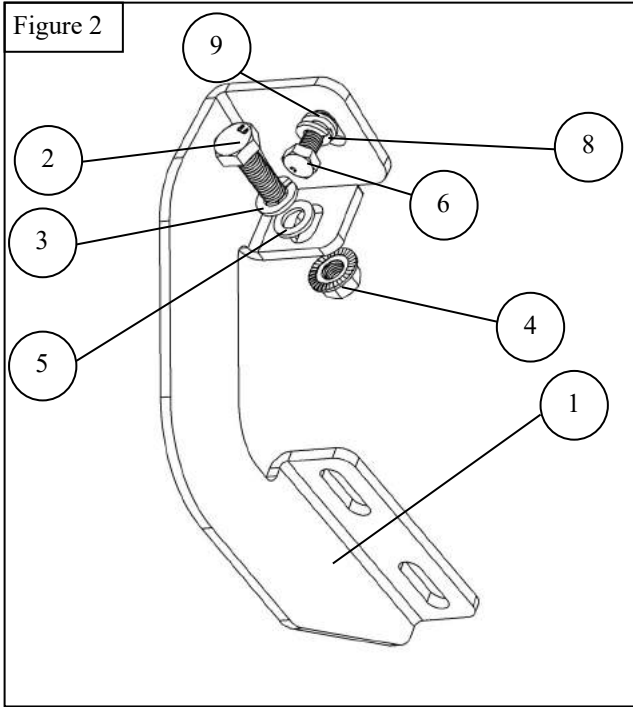
Thank you for choosing Westin products
for additional installation assistance please call
Customer Service (800) 793-7846
www.westinautomotive.com

PROCEDURE

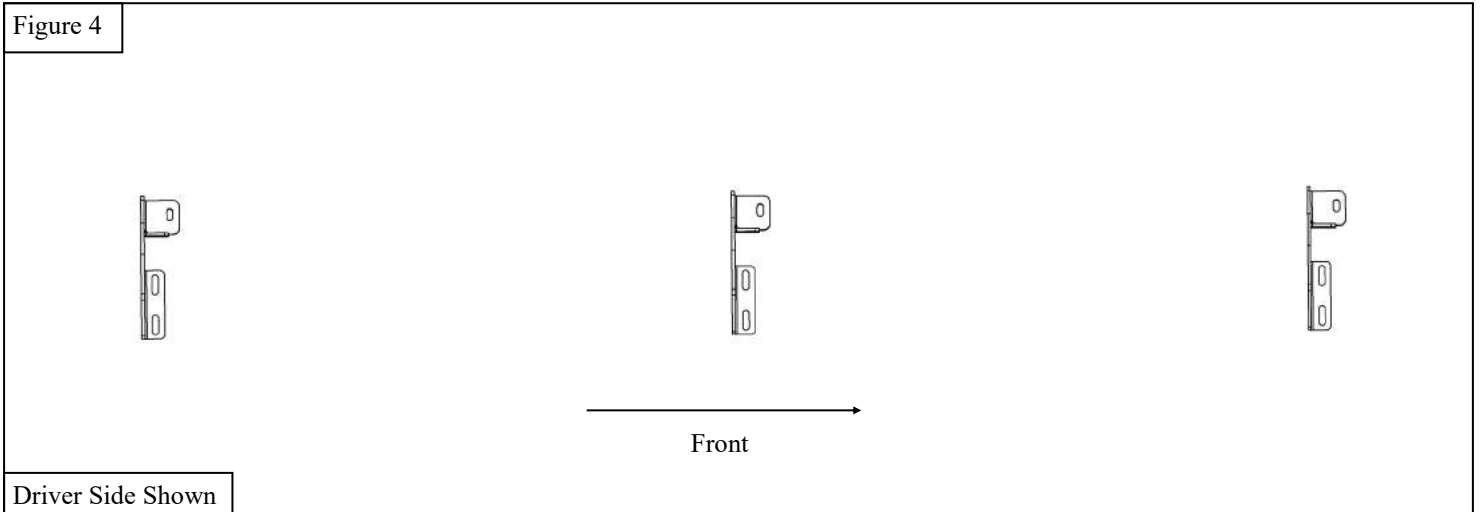
1. Remove contents from box, verify if all parts listed are present and free from damage.
Carefully read and understand all instructions before attempting installation.
Failure to identify damage before installation could lead to a rejection of any claim.
2. Locate the rocker panel underneath the driver side of the vehicle. At each bracket location, install a M8 U-clip on the top side, and a M10 Serrated flange nut on the front side of the rocker panel (farthest hole back) . **Note: The nut will squeeze in between two pieces of sheet metal.** See Figure 1



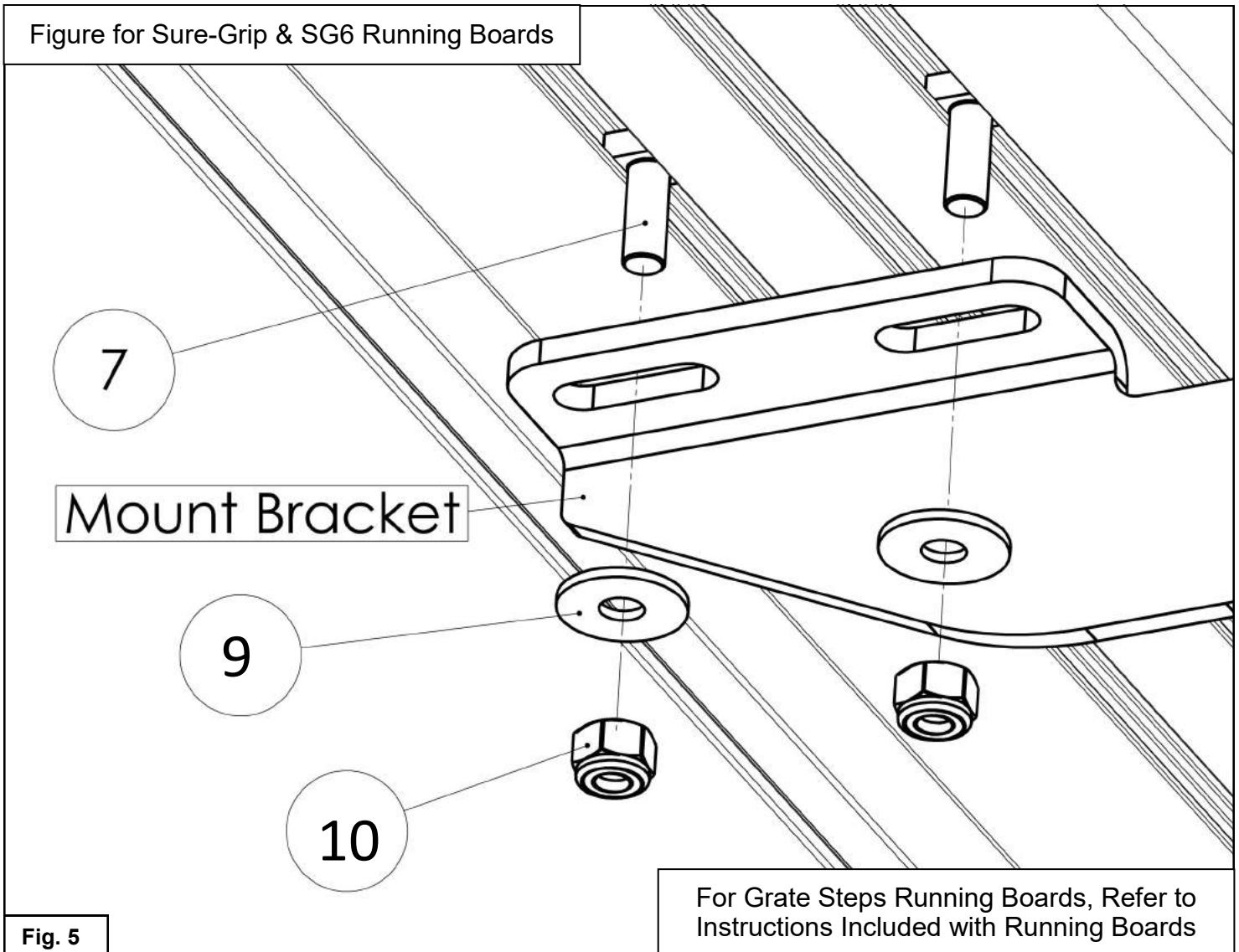
3. Locate 3 mounting brackets. At each location, using M8 and M10 hardware, loosely assemble the brackets to the rocker panel. See **Figure 2-3**.



4. Ensure the brackets are mounted as shown in **Figure 4**.



5. Move to the passenger side of the vehicle and repeat **Steps 2-4**.
6. Fasten running boards respectively to either side using the M8 hardware (items 7, 9, 10). **See Figure 5.**
Note 1: Running boards sold separately.
Note 2: For Grate Steps Running Boards, refer to the installation instructions included with the running boards.
7. Align and adjust the running boards and brackets as needed and fully tighten all hardware. Torque all M8 fasteners to 15-18 ft-lbs, and all M10 fasteners to 30-35 ft-lbs.



INSTALLATION COMPLETE



CARE INSTRUCTIONS

- REGULAR WAXING IS RECOMMENDED. DO NOT USE ANY TYPE OF POLISH OR WAX THAT MAY CONTAIN ABRASIVES.
- STAINLESS STEEL PRODUCTS CAN BE CLEANED WITH MILD SOAP AND WATER. STAINLESS STEEL POLISH SHOULD BE USED TO POLISH SMALL SCRATCHES.
- GLOSS BLACK FINISHES SHOULD BE CLEANED WITH MILD SOAP AND WATER.

WESTIN

Westin Automotive Products, Inc.
320 W. Covina Blvd
San Dimas, Ca. 91773

**Thank you for choosing Westin products
for additional installation assistance please call
Customer Service (800) 793-7846**

www.westinautomotive.com



WARNING



Failure to follow these instructions could lead to death, personal injury, and / or property damage.

Failure to follow these instructions could lead to death, personal injury, and / or property damage.

FASTENERS:

All Westin supplied fasteners must be utilized and installed in accordance with the installation instructions and apply torque to the specifications as defined. **DOUBLE CHECK ALL FASTENERS BEFORE INITIAL USE, AND PERIODICALLY IN THE FUTURE TO ENSURE PROPER FUNCTION AND SAFETY.**

DRILLING:

Most Westin products do not require drilling for installation. If drilling is defined as required, use caution when drilling a vehicle. **FAILURE TO REVIEW AN AREA TO BE DRILLED MAY RESULT IN PERSONAL INJURY AND/OR INJURY TO OTHERS AS WELL AS VEHICLE DAMAGE.**

EYE PROTECTION:

ALWAYS WEAR SAFETY GLASSES OR GOGGLES DURING THE INSTALLATION PROCESS TO AVOID PERSONAL INJURY.

MAXIMUM TOWING/CARRYING CAPACITY: (if applicable)

The Westin Receiver Hitches will have a visible tow rating label affixed directly on the product. User should never exceed the vehicle manufacturers maximum tow and weight rating regardless of the capacity of the hitch. **FAILURE TO FOLLOW THESE GUIDELINES WILL VOID THE WESTIN WARRANTY AND MAY RESULT IN PERSONAL INJURY AND/OR INJURY TO OTHERS AS WELL AS VEHICLE DAMAGE.**

FOR CALIFORNIA RESIDENTS ONLY-PROP 65 WARNING:

Some products may contain chemicals such as DEHP, which can cause cancer, birth defects or other reproductive harm. For more info go to www.p65warnings.ca.gov



Westin Automotive Products, Inc.
320 W. Covina Blvd
San Dimas, Ca. 91773