

WESTIN[®]

TESTED TOUGH. BUILT TO LAST.



EXP
TRUCK CAP

PATENTED

DYNAMIC
300 LBS.
WEIGHT CAPACITY

STATIC
700 LBS.
WEIGHT CAPACITY



Shown on
2024 Toyota Tacoma

YOUR JOURNEY. YOUR WAY.

TEXTURED BLACK ALUMINUM FINISH

FEATURES AND BENEFITS:

- **5PC EXTRUDED ALUMINUM CONSTRUCTION**
offers a balance of strength and reduced weight
- **NO DRILL INSTALLATION**
allows for easy installation
- **AUTO LOCK/UNLOCK REAR DOOR**
allows for easy rear door access
- **HEAVY DUTY LOCKING T-HANDLES**
emergency release interior levers in case of emergency situations
- **BUILT IN LED 3RD BRAKE LIGHT**
enhances visibility*
*3rd brake light not included on the Jeep Gladiator
- **INTEGRATED INTERIOR T-SLOT EXTRUSION**
provides additional accessory mounting points
- **TEXTURED POWDER COAT FINISH**
provides long lasting protection

FINISH: Textured Black
MATERIAL: Powder Coated Aluminum
WARRANTY: 3-Year

5PC EXTRUDED ALUMINUM CONSTRUCTION

INTEGRATED ROOF RAILS

OE STYLE TEMPERED GLASS

GULLWING SIDE DOORS W/ LOCKING T-HANDLES

SUPERIOR WEATHER AND DUST PROOFING

SOLID FRONT GLASS

SLIDING FRONT GLASS WITH LED LIGHT STRIP

DOUBLE WALL ALUMINUM CONSTRUCTION

AUTO LOCK/UNLOCK REAR DOOR



CLEAR 3RD BRAKE LIGHT LENS



INTEGRATED LED LIGHT STRIP WITH BUILT-IN ON/OFF SWITCH
(Available only on EXP Truck Cap with sliding front glass)



Shown on
2025 Ford Maverick

SECURE MORE. WORK STRONGER.

LO-TOP CAP MAVERICK
HEIGHT: 15.23"
P/N: 16-14795 / 16-14790

HI-TOP CAP MAVERICK
HEIGHT: 18.89"
P/N: 16-15795 / 16-15790



WHITE ALUMINUM FINISH

PLEASE REFER TO THE APPLICATION LISTINGS, AS CERTAIN APPLICATIONS MAY BE AVAILABLE BY SPECIAL ORDER ONLY

FEATURES AND BENEFITS:

- **NO DRILL INSTALLATION**
allows for easy installation
- **AUTO LOCK/UNLOCK REAR DOOR**
allows for easy rear door access
- **HEAVY DUTY LOCKING T-HANDLES**
emergency release interior levers in case of emergency situations
- **BUILT IN LED 3RD BRAKE LIGHT**
enhances visibility*
*3rd brake light not included on the Jeep Gladiator
- **INTEGRATED INTERIOR T-SLOT EXTRUSION**
provides additional accessory mounting points

FINISH: Gloss White
MATERIAL: Painted Aluminum
WARRANTY: 3-Year

INTEGRATED ROOF RAILS

CLEAR 3RD BRAKE LIGHT LENS

OE STYLE TEMPERED GLASS

SUPERIOR WEATHER AND DUST PROOFING

SOLID FRONT GLASS

SLIDING FRONT GLASS WITH LED LIGHT STRIP



5PC EXTRUDED ALUMINUM CONSTRUCTION



GULLWING SIDE DOORS W/ LOCKING T-HANDLES





P/N: 15-00145
SHOWN

AVAILABLE IN 45" X 55"
FOR MID SIZE TRUCKS
P/N: 15-00145

AVAILABLE IN 50" X 58"
FOR FULL SIZE TRUCKS
P/N: 15-00155

EXP ROOF RACK

FEATURES AND BENEFITS:

- **EXCLUSIVE EXP TRUCK CAP FITMENT**
Designed specifically for the EXP Truck Cap for a precise, factory-quality fit
- **CARGO MANAGEMENT PLATFORM**
Versatile system supports a wide range of gear and accessory mounting options
- **ROOF TOP TENT COMPATIBLE**
Engineered to accommodate most roof top tents for overland capability

■ AVAILABLE SIZES

45" x 55" (Mid-Size Trucks) and 50" x 58" (Full-Size Trucks)

■ ADJUSTABLE SUPPORT RAILS

2.5" x 1.5" rails mount in multiple positions for customizable configurations

■ LIGHTWEIGHT ALUMINUM CONSTRUCTION

High strength without unnecessary added weight

■ NO-DRILL, BOLT-ON INSTALLATION

Requires no drilling, preserving your truck while making install straightforward and efficient

■ CORROSION-RESISTANT FINISH

Electrostatic base coat provides long-lasting protection

■ DURABLE TEXTURED BLACK POWDER COAT FINISH

Enhances style with a sleek, modern look while resisting chips, scratches, and fading

FINISH: Textured Black Powder Coat
MATERIAL: Aluminum Rack & Steel Brackets
WARRANTY: 3-Year

EXP TRUCK CAP REAR WINDOW PROTECTOR

FEATURES AND BENEFITS:

- **REAR WINDOW GLASS PROTECTION**
Aluminum mesh panel shields rear cap glass from shifting cargo, trail debris, and impact damage
- **ADDED SECURITY FOR YOUR EXP TRUCK CAP**
Reinforced mesh design provides an extra layer of protection against break-ins while maintaining visibility
- **EASY BOLT-IN INSTALLATION**
Precision-engineered design allows for straightforward bolt-in mounting with no complex modifications required

■ DIY-FRIENDLY SETUP

Installs with basic hand tools


■ E-COATED ALUMINUM CONSTRUCTION

Provides long-lasting corrosion protection for superior rust resistance and durability in harsh environments

■ TEXTURED BLACK FINISH

Durable powder coat finish resists scratches and wear while complementing off-road and work-truck builds

FINISH: Textured Black
MATERIAL: Powder Coated Aluminum
WARRANTY: 3-Year



EXP CROSS BARS FOR EXP TRUCK CAP

FEATURES AND BENEFITS:

- **VEHICLE-SPECIFIC LENGTH OPTIONS FOR PERFECT FIT**
Available in 43" (mid-size trucks), and 51" (full-size trucks) to ensure proper fitment and optimal cargo support
- **STRONG 150 LB. PER RAIL LOAD CAPACITY**
Designed to confidently carry rooftop tents, bikes, kayaks, cargo carriers, and jobsite equipment without compromising stability
- **RUGGED STEEL MOUNTING FEET**
Heavy-duty powder-coated steel mounting feet provide a secure, stable attachment and added resistance against rust and wear

■ E-COATED ALUMINUM CONSTRUCTION

Provides long-lasting corrosion protection for superior rust resistance and durability in harsh environments

■ TEXTURED BLACK FINISH

Durable powder coat finish resists scratches and wear while complementing off-road and work-truck builds


FINISH: Textured Black Powder Coat
MATERIAL: Aluminum Cross Bars & Steel Brackets
WARRANTY: 3-Year



P/N: 16-10057 - 43" (MID-SIZE TRUCKS)
P/N: 16-10058 - 51" (FULL-SIZE TRUCKS)

STORAGE BOX ASSEMBLY DIAGRAM

STORAGE BOX



MOLLE PANEL
(Bolts to inside wall of storage box)
(Sold separately)



TABLE/SHELF
(Bolts to inside wall of storage box)
(Sold separately)

EXP TRUCK CAP STORAGE BOX

FEATURES AND BENEFITS:

- **CONVENIENT GEAR ACCESS**
Quickly reach tools, supplies, and recreational equipment without unloading your truck bed
- **DUAL T-SLOT MOUNTING TRACKS**
Integrated tracks allow easy attachment of compatible accessories for a customized setup
- **FULL-LENGTH, SPACE-SAVING DESIGN**
Runs along the cap to maintain open bed space and unimpeded cargo access

■ MODULAR & EXPANDABLE

Compatible table shelves and molle panels (sold separately) let you build the storage system you need

■ EASY BOLT-IN INSTALLATION

Precision-engineered design allows for straightforward bolt-in mounting with no complex modifications required

FINISH: Textured Black Powder Coat
MATERIAL: Powder Coated Aluminum
WARRANTY: 3-Year



EXP TABLE/SHELF FOR STORAGE BOX

FEATURES AND BENEFITS:

- **MAGNETIC FOLD-DOWN SHELF**
Strong magnets keep the shelf secure and rattle-free while driving
- **EXPANDED STORAGE**
Adds organized space to secure trail gear and accessories
- **QUICK-DEPLOY TABLE**
Folds down to create a convenient surface for drinks, tools, or small items

■ EASY BOLT-IN INSTALLATION

Precision-engineered design allows for straightforward bolt-in mounting with no complex modifications required

FINISH: Textured Black Powder Coat
MATERIAL: Powder Coated Aluminum
WARRANTY: 3-Year



EXP MOLLE PANELS FOR STORAGE BOX

FEATURES AND BENEFITS:

- **QUICK-ACCESS GEAR ORGANIZATION**
Securely mount tools, recovery gear, medical kits, and trail essentials for fast access without digging through your storage box
- **MOLLE-COMPATIBLE DESIGN**
Universal MOLLE pattern allows attachment of pouches, straps, mounts, and accessories for fully customizable cargo management
- **MAXIMIZES STORAGE SPACE**
Utilizes vertical space inside your EXP Truck Cap Storage Box to keep gear organized while preserving valuable cargo room


■ DURABLE, ADVENTURE-READY CONSTRUCTION

Built to withstand off-road conditions, keeping your gear secure on rugged trails and rough terrain

■ EASY BOLT-IN INSTALLATION*

Precision-engineered design allows for straightforward bolt-in mounting with no complex modifications required
**Not compatible with Lo-Top Cap Maverick EXP Truck Cap*

FINISH: Textured Black Powder Coat
MATERIAL: Powder Coated Aluminum
WARRANTY: 3-Year



(UNIVERSAL)
P/N: 16-10016
SHOWN

APPLICATIONS

EXP TRUCK CAP

| START | END | MAKE | MODEL | SOLID FRONT GLASS BLACK | SLIDING FRONT GLASS BLACK w/LED light strip | SOLID FRONT GLASS WHITE | SLIDING FRONT GLASS WHITE w/LED light strip |
|-------|------|-----------|----------------------------------|-------------------------|---|-------------------------|---|
| 2015 | 2022 | Chevrolet | Colorado (5' Bed) | 16-11015 | 16-11015S | — | — |
| 2023 | 2026 | Chevrolet | Colorado Crew Cab (5' Bed) | 16-14085 | 16-14085S | — | — |
| 2019 | 2026 | Chevrolet | Silverado 1500 (5.8' Bed) | 16-13955 | 16-13955S | 16-13950 | 16-13950S |
| 2019 | 2026 | Chevrolet | Silverado 1500 (6.5' bed) | 16-14955 | 16-14955S | 16-14950 | 16-14950S |
| 2020 | 2026 | Chevrolet | Silverado 2500/3500HD (6'9" Bed) | 16-14095 | 16-14095S | 16-14090 | 16-14090S |
| 2015 | 2026 | Ford | F-150 (5.5' Bed) | 16-14065 | 16-14065S | 16-14060 | 16-14060S |
| 2015 | 2026 | Ford | F-150 (6.5' Bed) | 16-15065 | 16-15065S | 16-15060 | 16-15060S |
| 2023 | 2026 | Ford | F-250/350 (6.8' Bed) | 16-14685 | 16-14685S | 16-14680 | 16-14680S |
| 2022 | 2026 | Ford | Maverick (Lo-Top Cap) | 16-14795 | — | 16-14790 | — |
| 2022 | 2026 | Ford | Maverick (Hi-Top Cap) | 16-15795 | — | 16-15790 | — |
| 2019 | 2023 | Ford | Ranger (5' Bed) | 16-14025 | 16-14025S | — | — |
| 2024 | 2026 | Ford | Ranger (5' Bed) | 16-11295 | 16-11295S | 16-11290 | 16-11290S |
| 2015 | 2022 | GMC | Canyon (5' Bed) | 16-11015 | 16-11015S | — | — |
| 2023 | 2026 | GMC | Canyon Crew Cab (5' Bed) | 16-14085 | — | — | — |
| 2019 | 2026 | GMC | Sierra 1500 (5.8' Bed) | 16-13955 | 16-13955S | 16-13950 | 16-13950S |
| 2019 | 2026 | GMC | Sierra 1500 (6.5' bed) | 16-14955 | 16-14955S | 16-14950 | 16-14950S |
| 2020 | 2026 | GMC | Sierra 2500/3500HD (6'9" Bed) | 16-14095 | 16-14095S | 16-14090 | 16-14090S |
| 2020 | 2023 | Jeep | Gladiator | 16-14165 | 16-14165S | — | — |
| 2024 | 2026 | Jeep | Gladiator | 16-14265 | 16-14265S | — | — |
| 2023 | 2026 | Nissan | Frontier (5' Bed) | 16-14505 | — | — | — |
| 2023 | 2026 | Nissan | Frontier (6' Bed) | 16-15505 | — | 16-15500 | — |
| 2019 | 2026 | Ram | 1500 (5.7' Bed)(Excl. Classic) | 16-14705 | 16-14705S | 16-14700 | 16-14700S |
| 2019 | 2026 | Ram | 1500 (6.4" Bed)(Excl. Classic) | 16-14715 | 16-14715S | — | — |
| 2019 | 2025 | Ram | 1500 Classic (5.7" Bed) | 16-14725 | 16-14725S | — | — |
| 2019 | 2025 | Ram | 1500 Classic (6.4" Bed) | 16-14735 | 16-14735S | — | — |
| 2020 | 2026 | Ram | 2500/3500 (6.4' Bed) | 16-14765 | 16-14765S | 16-14760 | 16-14760S |
| 2016 | 2023 | Toyota | Tacoma (5.2' Bed) | 16-11065 | 16-11065S | — | — |
| 2016 | 2023 | Toyota | Tacoma (6' Bed) | 16-14185 | 16-14185S | — | — |
| 2024 | 2026 | Toyota | Tacoma (5.2' Bed) ²⁵² | 16-12785 | 16-12785S | 16-12780 | 16-12780S |
| 2016 | 2023 | Toyota | Tacoma (6' Bed) | 16-14185 | 16-14185S | — | — |
| 2024 | 2026 | Toyota | Tacoma (6' Bed) ²⁵² | 16-12815 | 16-12815S | 16-12810 | 16-12810S |
| 2007 | 2021 | Toyota | Tundra (5.5' Bed) | 16-13255 | 16-13255S | — | — |
| 2022 | 2026 | Toyota | Tundra (5.5' Bed) | 16-14155 | 16-14155S | 16-14150 | 16-14150S |

FOOTNOTES: 252. Compatible With Vehicles Equipped With OEM Bed Side Rails

-SPECIAL ORDER ONLY
EXTENDED LEAD TIME

EXP TRUCK CAP REAR WINDOW PROTECTOR

| START | END | MAKE | MODEL | BLACK |
|-------|------|-----------|----------------------------------|----------|
| 2015 | 2022 | Chevrolet | Colorado (5' Bed) | 16-10034 |
| 2019 | 2026 | Chevrolet | Silverado 1500 (5'8" Bed) | 16-10036 |
| 2019 | 2026 | Chevrolet | Silverado 1500 (6'6" Bed) | 16-10036 |
| 2020 | 2026 | Chevrolet | Silverado 2500/3500HD (6'9" Bed) | 16-10050 |
| 2015 | 2026 | Ford | F-150 (5'5" Bed) | 16-10032 |
| 2015 | 2026 | Ford | F-150 (6'5" Bed) | 16-10032 |
| 2023 | 2026 | Ford | F-250/350 (6'8" Bed) | 16-10051 |
| 2022 | 2026 | Ford | Maverick (Lo-Top Cap) | 16-10049 |
| 2022 | 2026 | Ford | Maverick (Hi-Top Cap) | 16-10039 |
| 2019 | 2023 | Ford | Ranger Crew Cab (5' Bed) | 16-10047 |
| 2024 | 2026 | Ford | Ranger Crew Cab (5' Bed) | 16-10048 |
| 2015 | 2022 | GMC | Canyon (5' Bed) | 16-10034 |
| 2019 | 2026 | GMC | Sierra 1500 (5'8" Bed) | 16-10036 |
| 2019 | 2026 | GMC | Sierra 1500 (6'6" Bed) | 16-10036 |
| 2020 | 2026 | GMC | Sierra 2500/3500HD (6'9" Bed) | 16-10050 |
| 2020 | 2026 | Jeep | Gladiator (5'4" Bed) | 16-10033 |
| 2023 | 2026 | Nissan | Frontier (5' Bed) | 16-10052 |
| 2023 | 2026 | Nissan | Frontier (6' Bed) | 16-10052 |
| 2019 | 2026 | Ram | 1500 (5.7" Bed) | 16-10032 |
| 2020 | 2026 | Ram | 2500/3500 (6.4' Bed) | 16-10032 |
| 2016 | 2023 | Toyota | Tacoma (5.2" Bed) | 16-10034 |
| 2024 | 2026 | Toyota | Tacoma (5.2" Bed) | 16-10038 |
| 2016 | 2023 | Toyota | Tacoma (6' Bed) | 16-10034 |
| 2024 | 2026 | Toyota | Tacoma (6' Bed) | 16-10038 |
| 2007 | 2026 | Toyota | Tundra (5.5' Bed) | 16-10037 |

APPLICATIONS

EXP TRUCK CAP STORAGE BOX

| START | END | MAKE | MODEL | DRIVER | PASSENGER |
|-------|------|-----------|----------------------------------|----------|-----------|
| 2015 | 2022 | Chevrolet | Colorado (5' Bed) | 16-11025 | 16-10025 |
| 2019 | 2026 | Chevrolet | Silverado 1500 (5'8" Bed) | 16-11026 | 16-10026 |
| 2020 | 2026 | Chevrolet | Silverado 2500/3500HD (6'9" Bed) | 16-11030 | 16-10030 |
| 2015 | 2026 | Ford | F-150 (5.5' Bed) | 16-11023 | 16-10023 |
| 2023 | 2026 | Ford | F-250/350 Super Duty (6'8" Bed) | 16-11031 | 16-10031 |
| 2022 | 2026 | Ford | Maverick (Hi-Top Cap) | 16-11029 | 16-10029 |
| 2022 | 2026 | Ford | Maverick (Lo-Top Cap) | 16-10060 | 16-10061 |
| 2019 | 2026 | Ford | Ranger Crew Cab (5' Bed) | 16-11042 | 16-10042 |
| 2015 | 2022 | GMC | Canyon (5' Bed) | 16-11025 | 16-10025 |
| 2019 | 2026 | GMC | Sierra 1500 (5'8" Bed) | 16-11026 | 16-10026 |
| 2020 | 2026 | GMC | Sierra 2500/3500HD (6'9" Bed) | 16-11030 | 16-10030 |
| 2020 | 2026 | Jeep | Gladiator | 16-11024 | 16-10024 |
| 2023 | 2026 | Nissan | Frontier (6' Bed) | 16-11041 | 16-10041 |
| 2019 | 2026 | Ram | 1500 (5.7' Bed)(Excl. Classic) | 16-11023 | 16-10023 |
| 2019 | 2026 | Ram | 1500 (6.4" Bed) | 16-11040 | 16-10040 |
| 2020 | 2026 | Ram | 2500/3500 (6.4" Bed) | 16-11040 | 16-10040 |
| 2016 | 2023 | Toyota | Tacoma (5.2" Bed) | 16-11025 | 16-10025 |
| 2016 | 2023 | Toyota | Tacoma (6' Bed) | 16-11028 | 16-10028 |
| 2024 | 2026 | Toyota | Tacoma (5.2" Bed) | 16-11013 | 16-10013 |
| 2024 | 2026 | Toyota | Tacoma (6' Bed) | 16-11043 | 16-10043 |
| 2007 | 2026 | Toyota | Tundra (5.5" Bed) | 16-11027 | 16-10027 |

EXP TABLE/SHELF FOR STORAGE BOX

| START | END | MAKE | MODEL | BLACK |
|-------|------|-----------|----------------------------------|----------|
| 2015 | 2016 | Chevrolet | Colorado (62.7) Bed | 16-10014 |
| 2017 | 2022 | Chevrolet | Colorado (61.7) Bed | 16-10014 |
| 2019 | 2026 | Chevrolet | Silverado 1500 (69.9) Bed | 16-10014 |
| 2019 | 2026 | Chevrolet | Silverado 1500 (79.4) Bed | 16-10014 |
| 2020 | 2026 | Chevrolet | Silverado 2500/3500HD (82.2) Bed | 16-10044 |
| 2015 | 2026 | Ford | F-150 (67.1) Bed | 16-10044 |
| 2015 | 2026 | Ford | F-150 (78.9) Bed | 16-10044 |
| 2023 | 2026 | Ford | F-250/350 Super Duty (81.9) Bed | 16-10055 |
| 2022 | 2026 | Ford | Maverick (Hi-Top Cap) | 16-10054 |
| 2019 | 2026 | Ford | Ranger Crew Cab (61.0) Bed | 16-10053 |
| 2019 | 2026 | GMC | Sierra 1500 (69.9) Bed | 16-10014 |
| 2019 | 2026 | GMC | Sierra 1500 (79.4) Bed | 16-10014 |
| 2020 | 2026 | GMC | Sierra 2500/3500HD (82.2) Bed | 16-10044 |
| 2020 | 2026 | Jeep | Gladiator | 16-10046 |
| 2023 | 2026 | Nissan | Frontier (59.5) Bed | 16-10056 |
| 2019 | 2026 | Ram | 1500 (67.4) Bed | 16-10044 |
| 2020 | 2026 | Ram | 2500/3500 (76.3) Bed | 16-10044 |
| 2016 | 2023 | Toyota | Tacoma (60.5) Bed | 16-10014 |
| 2024 | 2026 | Toyota | Tacoma (60.3) Bed | 16-10014 |
| 2016 | 2023 | Toyota | Tacoma (73.7) Bed | 16-10014 |
| 2024 | 2026 | Toyota | Tacoma (73.5) Bed | 16-10014 |
| 2007 | 2026 | Toyota | Tundra (66.7) Bed | 16-10014 |

FOR THE LATEST APPLICATIONS
SCAN HERE



WESTIN[®]

TESTED TOUGH. BUILT TO LAST.



EXP

TRUCK CAP

SEARCH #WESTINAUTOMOTIVE
#SUPERWINCH AND STAY CONNECTED!



CUSTOMER SERVICE 7AM - 4PM PST

PH: 800. 345. 8476

EMAIL: CUSTOMERSERVICE@WESTINAUTOMOTIVE.COM

WESTINAUTOMOTIVE.COM

©2026 WESTIN AUTOMOTIVE PRODUCTS, INC. / PRINTED IN USA

031826

For California Residents Only-Prop. 65 Warning
WARNING: Some products may contain chemicals
such as DEHP, which can cause cancer, birth defects
or other reproductive harm. For more info go to
www.p65warnings.ca.gov

