



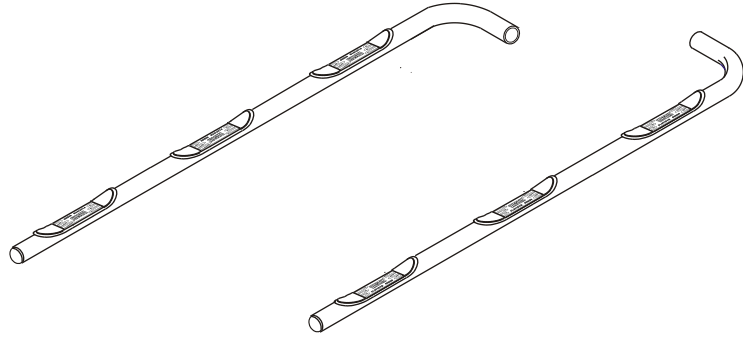
# INSTALLATION INSTRUCTIONS

APPLICATION: 1998- 01 DODGE RAM 1500 - QUAD CAB  
 1998 -UP DODGE RAM 2500/3500 QUAD CAB

**AUTOMOTIVE PRODUCTS, INC.**

## STEP BAR ASSEMBLIES

24-4020  
 24-4025



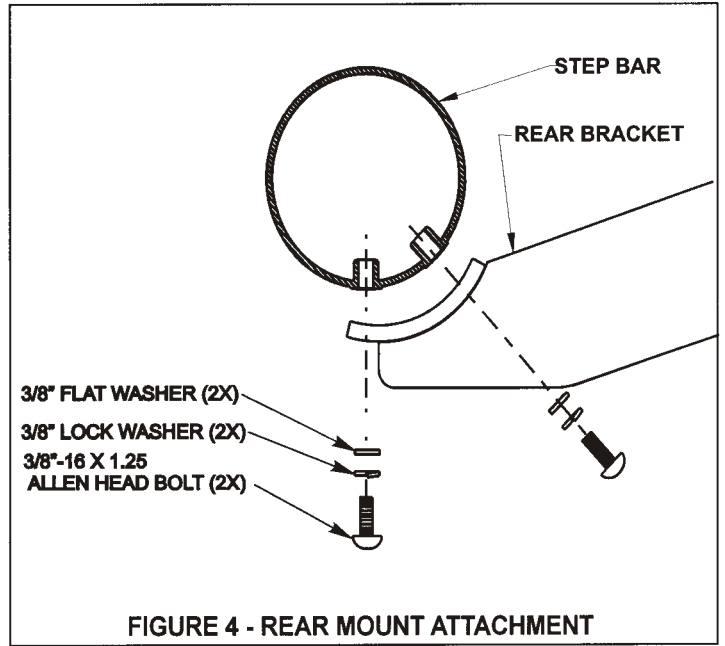
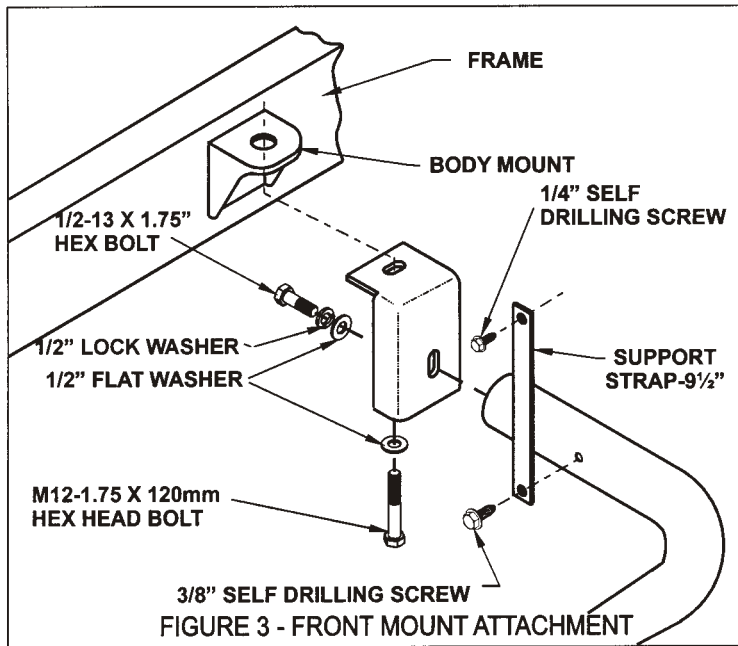
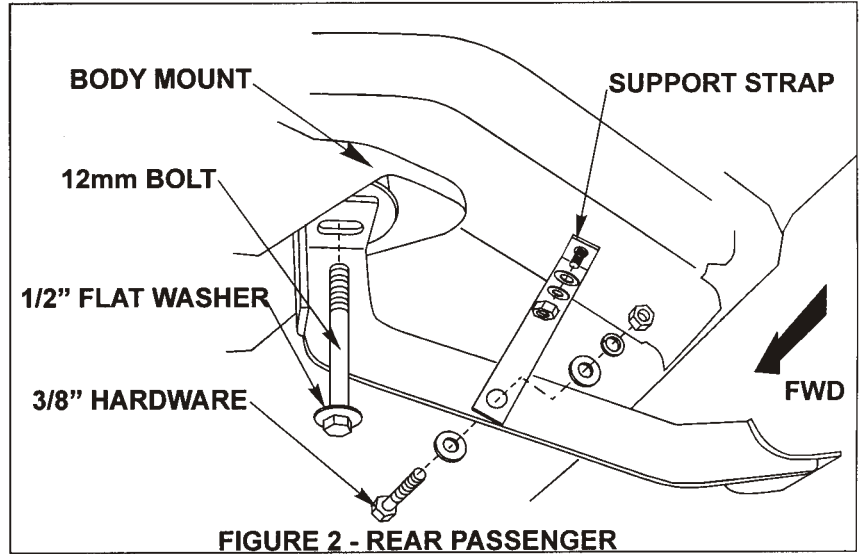
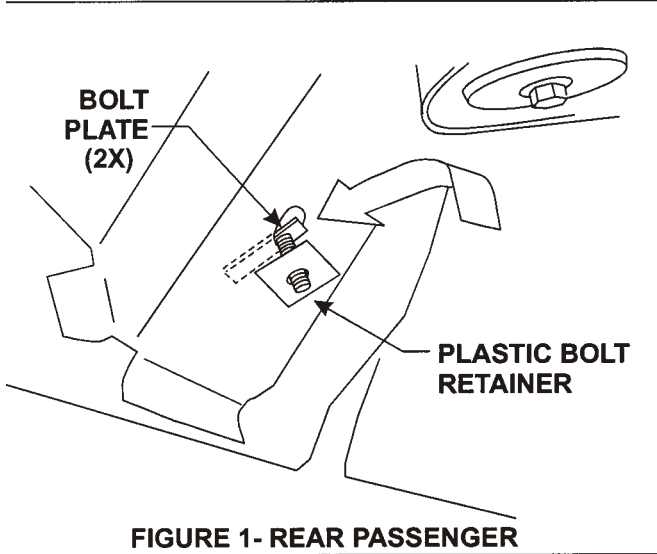
QTY	PART KIT CONTENTS DESCRIPTION	TOOLS REQUIRED
1	STEP BAR - DRIVER SIDE	
1	STEP BAR - PASSENGER SIDE	
2	FRONT MOUNT BRACKET - UNIVERSAL	18mm SOCKET
2	REAR MOUNT BRACKET - UNIVERSAL	19mm SOCKET
2	SUPPORT STRAP, FRONT	3/4" SOCKET
2	SUPPORT STRAP, REAR	9/16" SOCKET
2	BOLT PLATE	7/32" HEX BIT SOCKET
4	M12-1.75 X 120mm HEX HEAD BOLT	RATCHET
2	1/2-13 X 1.75 HEX HEAD BOLT	3/4" WRENCH
6	1/2" FLAT WASHER	9/16" WRENCH
2	1/2" SPLIT LOCK WASHER	TORQUE WRENCH
2	3/8-16 X 1.25" HEX HEAD BOLT	ELECTRIC DRILL WITH SOCKET
6	3/8" FLAT WASHER	
4	3/8" LOCK WASHER	
4	3/8-16 HEX NUT	
2	PLASTIC BOLT RETAINER	
4	3/8-16 X 1.25" ALLEN HEAD BOLT - BLACK	
4	3/8" FLAT WASHER - BLACK	
4	3/8" INTERNAL TOOTH LOCK WASHER - BLACK	
2	1/4" X 1.00 SELF DRILLING HEX HEAD BOLT	
2	3/8-16 X 1.00 SELF THREADING HEX HEAD BOLT	

- STEP 1.** Remove the contents from the box and check for any damage. Verify all parts against parts list. Read and understand instructions completely before beginning installation.
- STEP 2.** Install bolt plates into inner support panels near rear body mounts for both passenger and driver side as shown. Use plastic bolt retainer to ensure bolt plate remains in place during installation. (See figure 1).
- STEP 3.** Remove existing front and rear body mount bolts (12mm) from underside of cab (See Figure 2 and 3)..
- STEP 4.** Install front and rear mounting brackets on front and rear body mounts respectively . Install loosely, replacing existing bolts with 12mm bolts and 1/2" flat washers . (See Figure 2 and 3.)
- STEP 5.** Install Rear support strap with 3/8" hardware. Leave loose (See Figures 2).

**STEP 6.** Install Step Bar onto mounting brackets using 1/2" hardware at front and 3/8" hardware at rear. Tighten and torque 12mm hardware and 1/2" hardware to 60-65 ft-lbs., 3/8" allen head bolts to 25-30 ft-lbs. (See figure 3 and 4).

**STEP 7.** Fasten front support strap to Step Bar tube using 3/8" self threading bolts. Position strap as shown. Tighten and torque to 20 ft-lbs. (See figure 3).

**STEP 8.** Check to make sure Step Bar is level and properly aligned to truck. Fasten top of front support strap to body channel under cab of truck using an electric drill and 1/4" self drilling screws. **Maximum torque is 50 in-lbs.** Tighten and torque rear support strap hardware to 30-35 ft-lbs.



Finish protection - Westin products have a high quality finish that must be cared for like any other exposed finish on the vehicle. Protect the finish with a non-abrasive automotive wax (pure carnauba, for example) on a regular basis. The use of cleaner wax or any compound which contains an abrasive is detrimental, as the compounds scratch the finish and open it to corrosion.



Westin Automotive Products, Inc.  
5200 N. Irwindale Ave. Suite 220  
Irwindale, Ca. 91706

AUTOMOTIVE PRODUCTS, INC.

Thank You for choosing Westin products  
For additional installation assistance please call  
Customer service (800) 793- 7846 or (507) 375-3559



# WESTIN

Premium Quality Truck Accessories

## WESTIN WARRANTY

---

### **FIVE YEAR WARRANTY FOR STEP BOARDS, POWDER COATED STEEL & CHROME PLATED STEEL PRODUCTS**

Westin Automotive Products, Inc. guarantees the original purchaser of Westin Signature Series Step Bars, Classic Grille Guards, Push Bars, Brush Guards, Sportsman One-Piece Grille Guards, Tail Light Guards, Step Boards and Trailblazer bumpers a five-year warranty from the date of original purchase against manufacturer defects in materials, workmanship and finish under normal use excluding damage resulting from road hazards such as gravel or other debris, product misuse, improper installation, impairments from accidents, product modifications or product neglect. This five year warranty applies only to new products and is limited to the repair or replacement of Westin products. Warranty does not include electrical components or light bulb replacement, costs of removal, installation, labor, inconvenience or consequential damages. Original purchaser must return defective merchandise, along with the purchase receipt, to the original place of purchase.

### **LIFETIME WARRANTY FOR BLACK POWDERCOAT AND CHROME PLATED STAINLESS STEEL PRODUCTS**

Westin Automotive Products, Inc. guarantees the original purchaser of Platinum Series™ Step Bars, Chrome-plated Stainless Steel Safari Light Bars and Sportsman Modular Grille Guards a lifetime warranty against manufacturer defects in materials, workmanship and finish under normal use excluding damage resulting from road hazards such as gravel or other debris, product misuse, improper installation, impairments from accidents, product modifications or product neglect. This lifetime warranty applies only to new products and is limited to the repair or replacement of Westin products. Warranty does not include costs of removal, installation, labor, inconvenience or consequential damages. Original purchaser must return defective merchandise, along with the purchase receipt, to the original place of purchase.

### **FINISH PROTECTION**

Westin products have a high quality finish that must be cared for like any other exposed finish on the vehicle. Protect the finish with a non-abrasive automotive wax, (e.g. Pure Carnauba) on a regular basis. The use of any soap, polish or wax that contains an abrasive is detrimental, as the compounds scratch the finish and open it to corrosion.

### **DISCLAIMER FOR WESTIN PRODUCTS**

Buyer assumes all risk and liability whatsoever from the installation and use of Westin products. Westin products are sold as decorative accessories and should not be relied upon as protection for the vehicle or occupants in the event of a collision or roll over. Vehicles equipped with a supplemental restraints system (air bags) deployed by impact should not be modified by any aftermarket Grille Guard, Push Bar, Light Bar or Bull Bar without first consulting the vehicle manufacturer. Westin Automotive Products, Inc. assumes no liability for injury, loss, incidental or consequential damages in the event of a collision or roll over.